

Media Kit



Somos uma empresa preocupada em entregar artigos com conteúdo de alta qualidade.

O nosso foco é em resolver todas as dúvidas de nossos visitantes.



Missão e Valores

Sempre prezar pelo respeito ao mais diversos tipos de público. Oferecer apenas serviços parceiros de qualidade nos quais realmente acreditamos e confiamos.

Presença

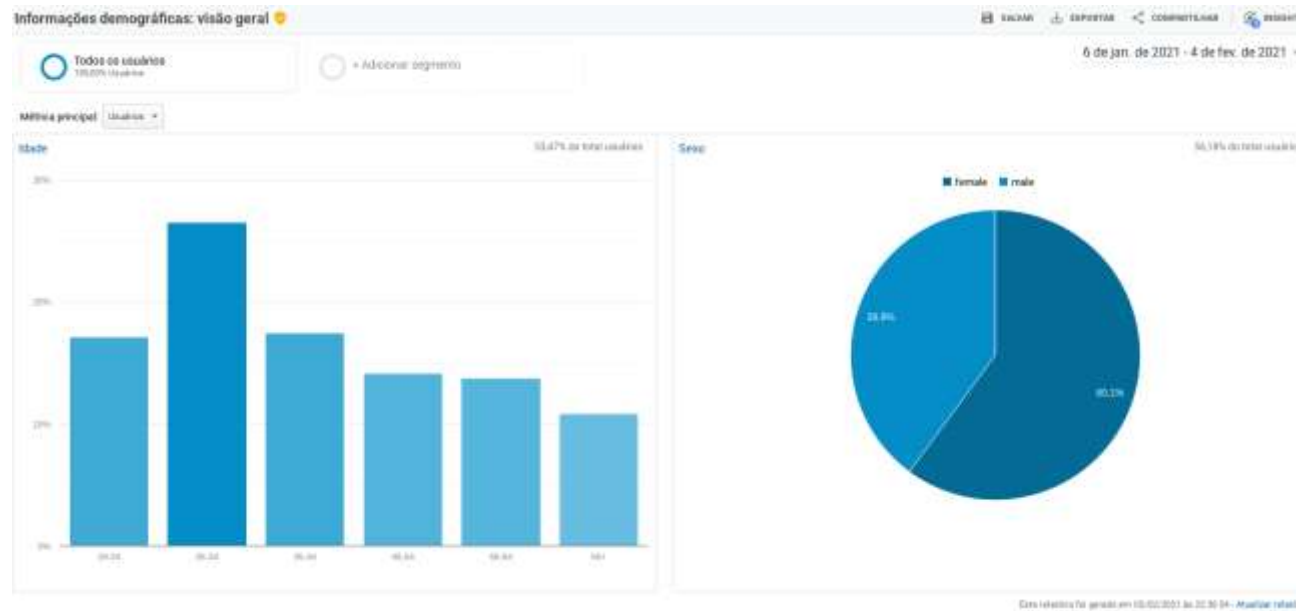
iptuconsulta.com.br

Focado em apresentar informação de alta qualidade.

Acessos nos últimos 30 dias:



Público:



Atualizado em 12/03/2021

Todos os usuários
100,00% usuários

+ Adicionar segmento

6 de jan. de 2021 - 4 de fev. de 2021

Métrica principal: Usuários

Categoria de afinidade (alcance) 58,51% do total usuários

5,92%	Food & Dining/Cooking Enthusiasts/30 Minute Chefs
3,34%	Shoppers/Value Shoppers
3,24%	Lifestyles & Hobbies/Shutterbugs
3,07%	News & Politics/Avid News Readers
3,05%	Lifestyles & Hobbies/Green Living Enthusiasts
3,01%	Lifestyles & Hobbies/Pet Lovers
2,94%	Shoppers/Bargain Hunters
2,92%	Lifestyles & Hobbies/Family Focused
2,86%	Beauty & Wellness/Beauty Mavens
2,77%	Lifestyles & Hobbies/Business Professionals

Segmento no mercado 41,96% do total usuários

3,34%	Autos & Vehicles/Motor Vehicles/Motor Vehicles (Used)
3,00%	Financial Services/Banking Services
2,32%	Apparel & Accessories/Women's Apparel
2,09%	Real Estate/Residential Properties
1,87%	Education/Test Preparation & Tutoring
1,87%	Consumer Electronics/Mobile Phones
1,81%	Real Estate/Residential Properties/Residential Properties (For Sale)
1,73%	Employment
1,65%	Apparel & Accessories/Shoes
1,63%	Education/Post-Secondary Education

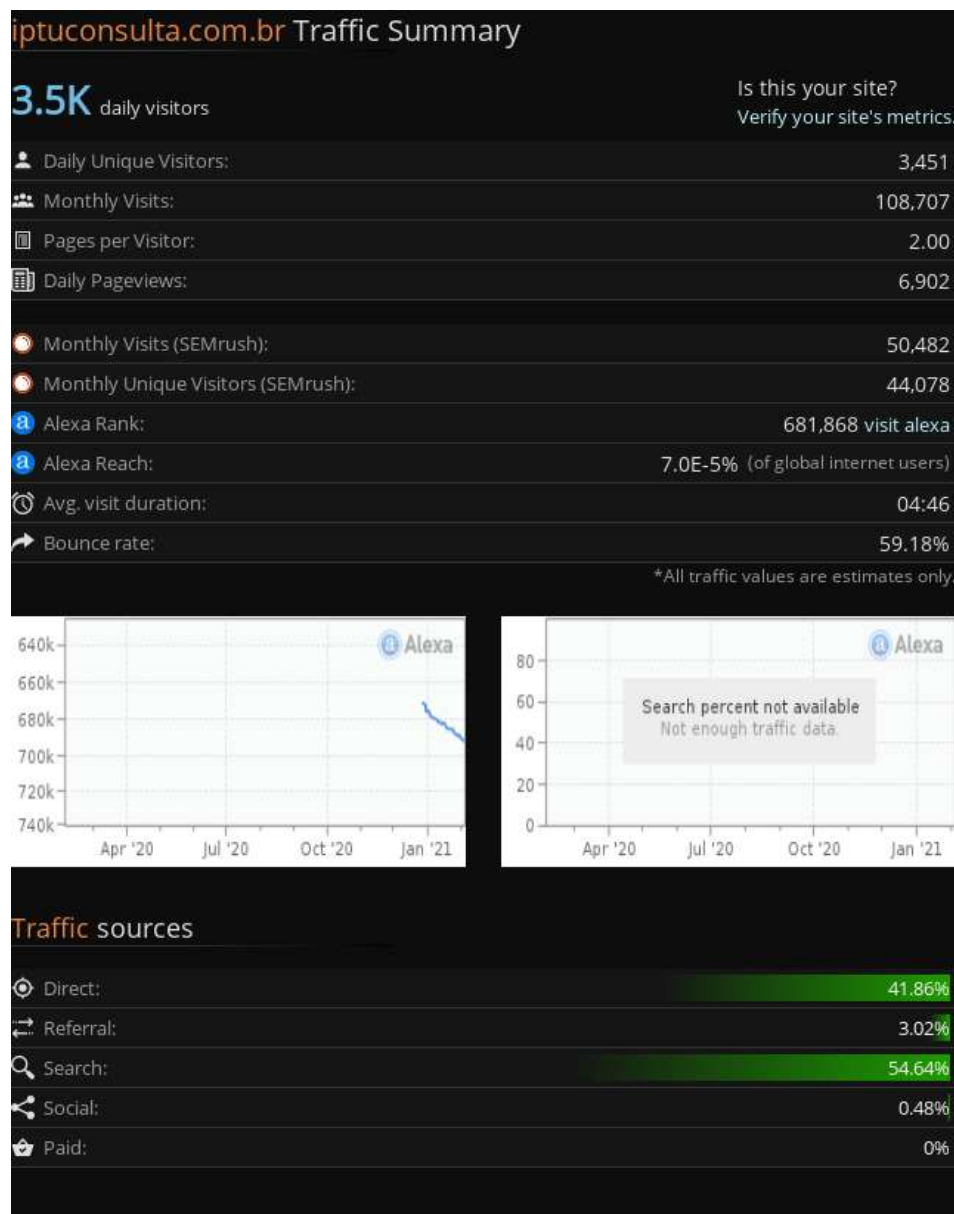
Outra categoria 51,13% do total usuários

7,20%	Arts & Entertainment/Celebrities & Entertainment News
4,20%	Sports/Team Sports/Soccer
3,11%	News/Sports News
1,96%	[Life Events] Job Change/Recently Started New Job
1,96%	Food & Drink/Cooking & Recipes
1,94%	Arts & Entertainment/TV & Video/TV Shows & Programs/TV Dramas/TV Soap Operas
1,93%	Arts & Entertainment/Music & Audio/World Music/Latin American Music/Brazilian Music
1,72%	Arts & Entertainment/TV & Video/TV Shows & Programs/TV Reality Shows
1,46%	[Life Events] Moving/Moving Soon
1,36%	News/Weather

Este relatório foi gerado em 05/02/2021 às 22:36:01 - Atualizar relatório

Fonte: <https://analytics.google.com/analytics/web/>

Estatísticas e Rankings:



Competitive Data




Domain:	iptuconsulta.com.br
Rank: (Rank based on keywords, cost and organic traffic)	14,905,887
Organic Keywords: (Number of keywords in top 20 Google SERP)	44
Organic Traffic: (Number of visitors coming from top 20 search results)	2
Organic Cost: (How much need to spend if get same number of visitors from Google Adwords)	\$0.00
Adwords Keywords: (Keywords a website is buying in Google AdWords for ads that appear in paid search results)	0
Adwords Traffic: (Number of visitors brought to the website via paid search results)	0
Adwords Cost: (Estimated budget spent for buying keywords in Google AdWords for ads that appear in paid search results - monthly estimation)	\$0.00

[Full SEMrush Report >>](#)

Backlinks Report

Total Sites Linking In (Alexa):	1
Total Backlinks:	290
Follow Links:	n/a
Nofollow Links:	n/a
Referring Domains:	50
Referring IPs:	49
Authority Domain Score:	30

Backlinks by country

	Domains
 United States	18
 Germany	9
 France	4
 Russian Federation	2
 Singapore	2

Backlinks by TLDs

TLD Distribution	Domains
.com	21
.org	5
.de	4
.edu	0
.gov	0

Fonte: <https://hypestat.com/info/iptuconsulta.com.br>

Opções de Anúncio

- Banner abaixo do título do site (320 x 100 px)
- Banner após primeiro bloco de texto (300 x 250 px)
- Banner após segundo bloco de texto (300 x 250 px)
- Banner após terceiro bloco de texto (300 x 250 px)

320 px X 100 px

300 px X 250 px

Contato

E-mail: luciano@flydigitalmarketing.com